

Scaled data based on original data using  
LM-79-08 Approved Method: Electrical and Photometric Measurements of Solid-  
State Lighting Products

Test Report Prepared for  
Cooper Lighting Solutions  
(formerly Eaton)

Brand: McGRAW-EDISON

Report Number: P228732

Luminaire Tested: **ISS-AF-XXX-LED-E1-RW-7060-XXB**

Issue Date: 3/3/2020

**Test Information**

Test Method: LM-79-08  
Report Number: P228732  
TEST IS SCALED FROM IESNA LM-79-08 TEST DATA (P29765)  
Test Lab: INNOVATION CENTER-P2  
Issue Date: 3/3/2020  
Manufacturer: COOPER LIGHTING SOLUTIONS (FORMERLY EATON)  
Product Line: MCGRAW-EDISON  
Catalog Number: ISS-AF-XXX-LED-E1-RW-7060-XXB  
Description: IMPACT ELITE LED QUATER SPHERE LUMINAIRE, EMERGENCY MODE WITH  
BATTERY BACKPACK BOX  
LIGHT SQUARE WITH ACCUELED OPTICS-RECTANGULAR WIDE TYPE I  
Light Source: (16) 5700K CCT, 70 CRI LEDs  
Ballast/Driver: ELECTRONIC DRIVER

**Summary**

Lumens per Lamp: N/A  
Luminaire Lumens: 633 lumens  
Efficiency: N/A  
Efficacy: 48.7 lumens/watt  
Luminous Opening: Rectangular (W 0.5' x L: 0.5' x H: 0')  
IES Classification: Type II - Medium - Full Cutoff  
BUG Rating: B0 - U0 - G0

Input Watts (W): 13  
Input Voltage (V): 120  
Input Current (Ain): NR  
Voltage Rise (V): NR  
Power Factor: NR  
Total Harmonic Distortion (THDi): NR  
Frequency (hertz): 60  
Stabilization Time: NR  
Operation Time: NR  
Ambient Temperature (°C): NR  
Test Distance: 25 FT

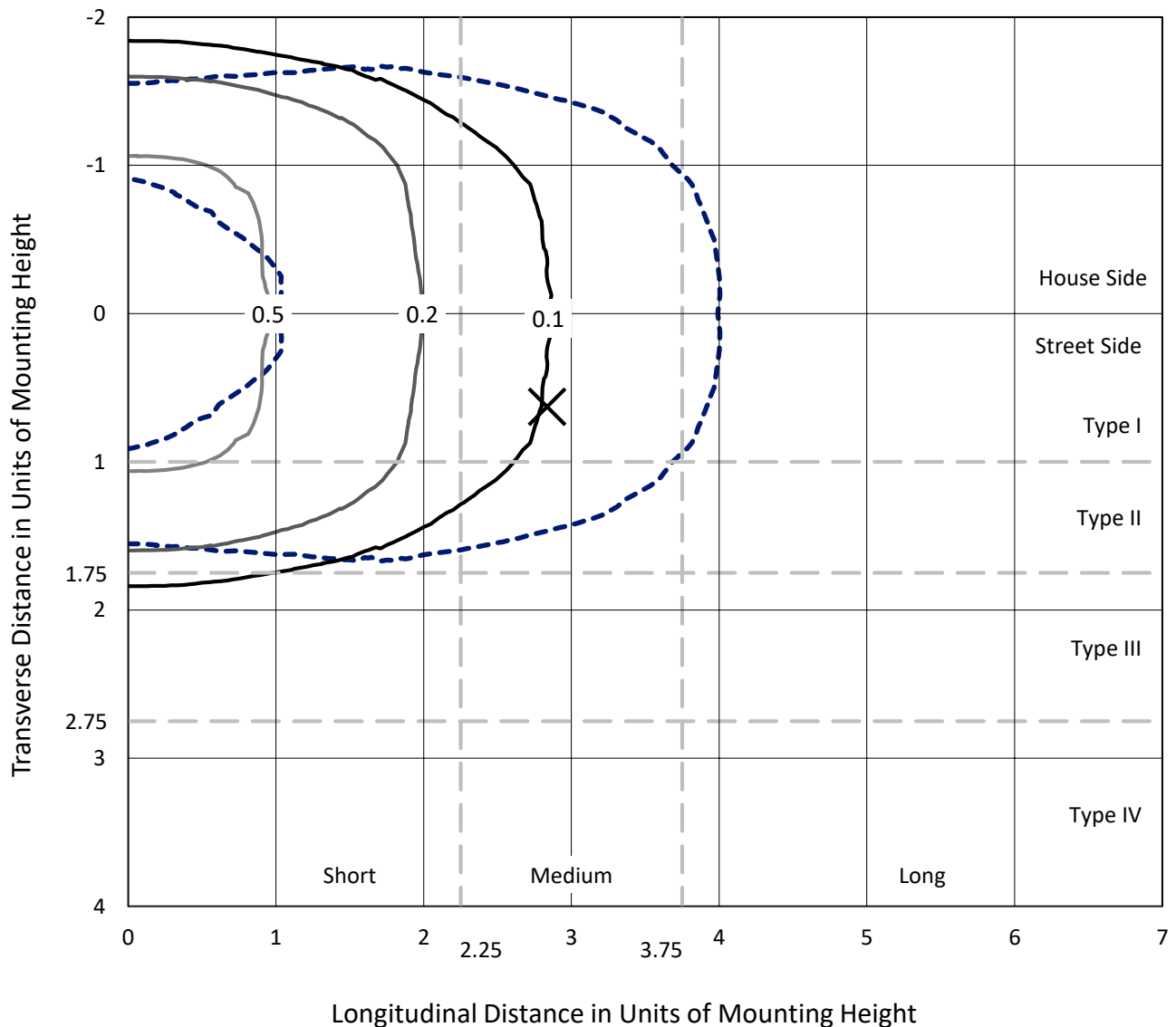


REPORT NUMBER: P228732

CATALOG NUMBER: ISS-AF-XXX-LED-E1-RW-7060-XXB

### Iso-Footcandle Lines of Horizontal Illumination

× Max cd  
 - - - 1/2 Max cd

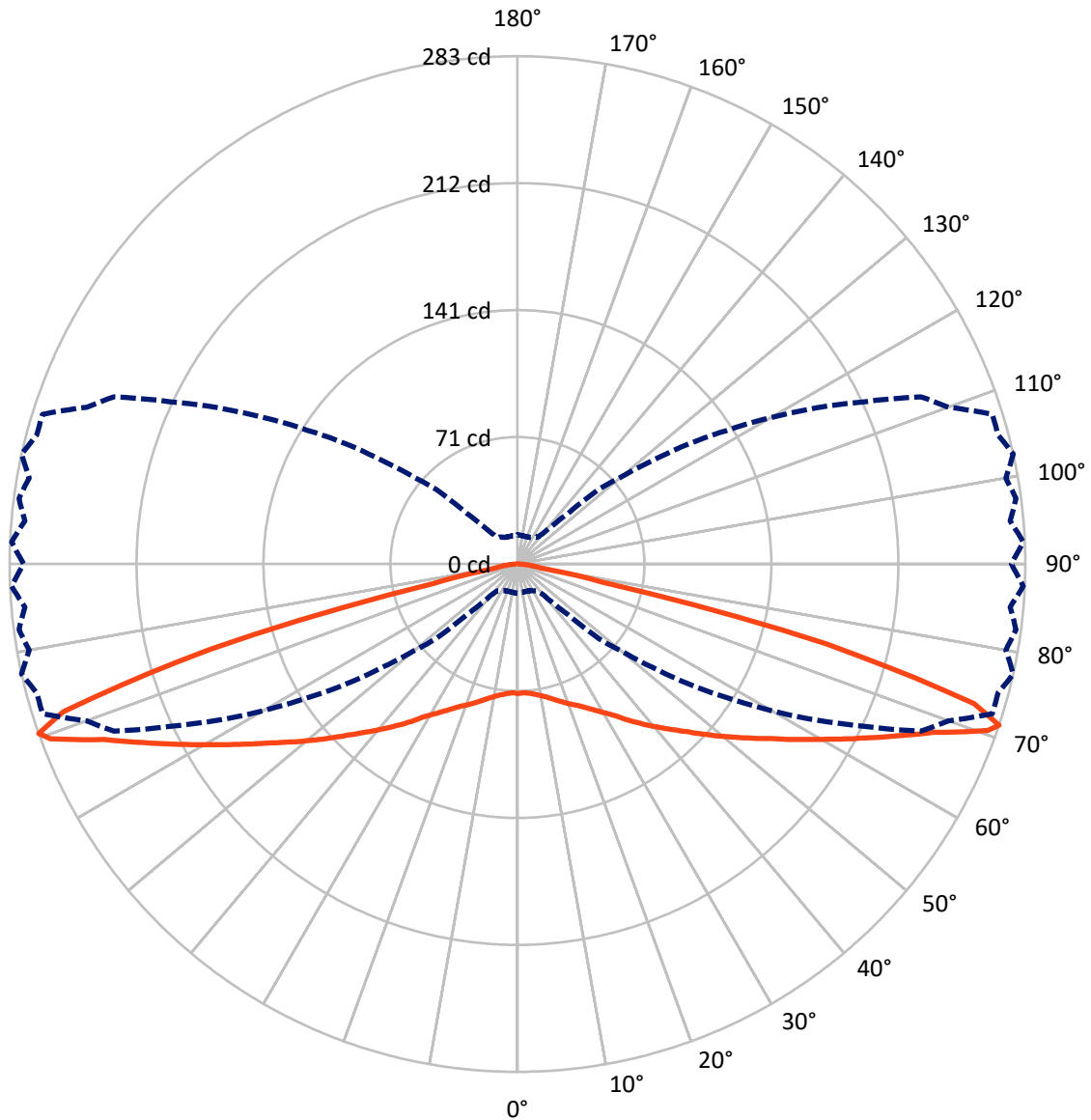


Based on 10 foot mounting height. Maximum calculated value = 0.7 fc  
 Type II - Medium - Full Cutoff

REPORT NUMBER: P228732

CATALOG NUMBER: ISS-AF-XXX-LED-E1-RW-7060-XXB

### Luminous Intensity Polar Plot



— Vertical Plane Through 77.5-Deg Lateral      - - - Horizontal Cone Through 71-Deg Vertical

REPORT NUMBER: P228732

CATALOG NUMBER: ISS-AF-XXX-LED-E1-RW-7060-XXB

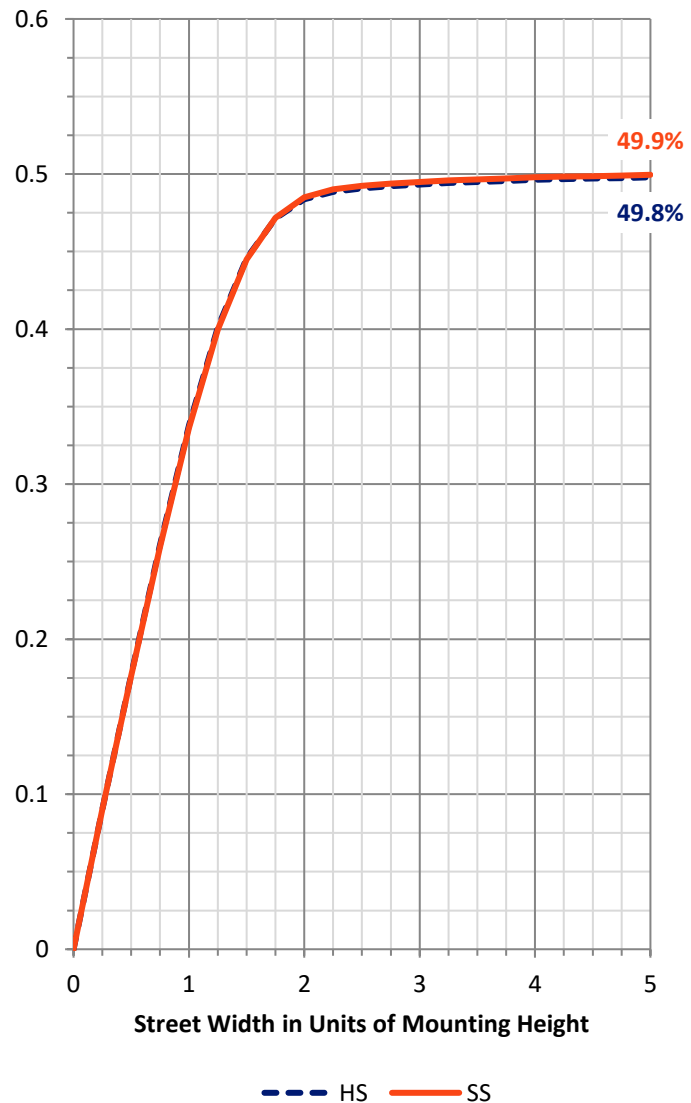
**FLUX DISTRIBUTION:**

		Downward	Upward	Total
<b>House Side</b>	Lumens	316.5	0.0	316.5
	% Fixture	50.0	0.0	50.0
<b>Street Side</b>	Lumens	316.5	0.0	316.5
	% Fixture	50.0	0.0	50.0
<b>Total</b>	Lumens	633.0	0.0	633.0
	% Fixture	100.0	0.0	100.0

**Coefficient of Utilization**

**ZONAL LUMENS:**

Zone	Lumens	% Fixture
0°-10°	7.0	1.1
10°-20°	21.8	3.4
20°-30°	40.7	6.4
30°-40°	70.9	11.2
40°-50°	115.6	18.3
50°-60°	159.6	25.2
60°-70°	151.4	23.9
70°-80°	62.3	9.8
80°-90°	3.8	0.6
90°-100°	0.0	0.0
100°-110°	0.0	0.0
110°-120°	0.0	0.0
120°-130°	0.0	0.0
130°-140°	0.0	0.0
140°-150°	0.0	0.0
150°-160°	0.0	0.0
160°-170°	0.0	0.0
170°-180°	0.0	0.0
0°-90°	633.0	100.0
0°-180°	633.0	100.0



REPORT NUMBER: P228732

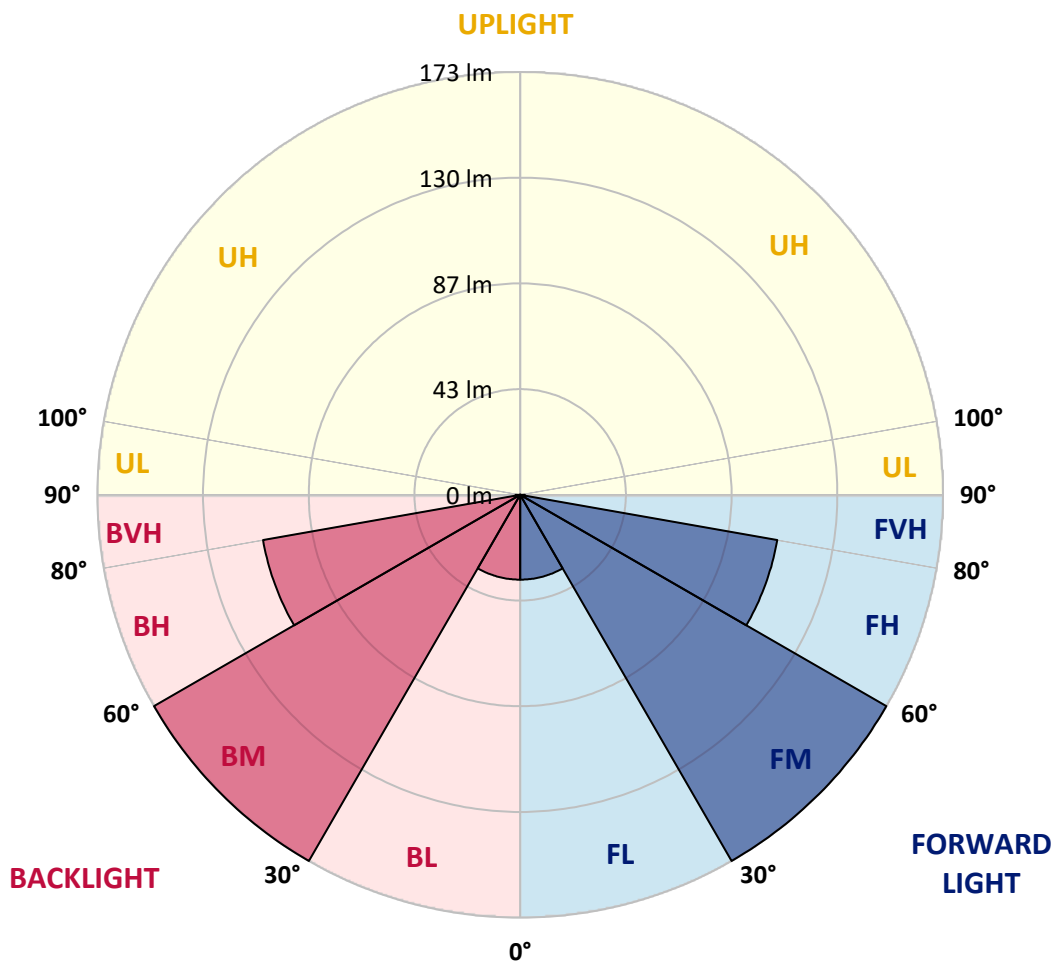
CATALOG NUMBER: ISS-AF-XXX-LED-E1-RW-7060-XXB

**LUMINAIRE CLASSIFICATION SYSTEM LUMEN TABLE AND BUG RATING:**

Zone	Lumens	% Fixture	Zone Rating/Lumen Limit		
			B	U	G
FL (0°-30°)	34.7	5.5			
FM (30°-60°)	173.0	27.3			
FH (60°-80°)	106.8	16.9			G0/660
FVH (80°-90°)	1.9	0.3			G0/10
BL (0°-30°)	34.7	5.5	B0/110		
BM (30°-60°)	173.0	27.3	B0/220		
BH (60°-80°)	106.8	16.9	B0/110		G0/110
BVH (80°-90°)	1.9	0.3			G0/10
UL (90°-100°)	0.0	0.0		U0/0	
UH (100°-180°)	0.0	0.0		U0/0	

**BUG Rating: B0-U0-G0**

Type II Medium





REPORT NUMBER: P228732

CATALOG NUMBER: ISS-AF-XXX-LED-E1-RW-7060-XXB

**CANDELA DISTRIBUTION (FULL):**

	0°	5°	15°	25°	35°	37.5°	40°	42.5°	45°	47.5°	50°
0°	72.1	72.1	72.1	72.1	72.1	72.1	72.1	72.1	72.1	72.1	72.1
2.5°	71.9	71.7	71.9	71.9	72.1	72.1	72.1	72.1	71.9	72.3	72.3
5°	71.9	71.9	72.1	72.1	72.5	72.9	72.3	72.5	72.7	72.5	72.9
7.5°	71.9	71.9	71.9	72.3	72.9	73.3	72.9	73.1	73.5	73.5	74.0
10°	71.2	71.0	71.4	72.3	73.3	74.0	73.8	74.6	74.4	74.6	75.0
12.5°	70.2	70.2	71.0	72.3	74.2	74.6	74.8	75.2	75.8	75.6	76.3
15°	70.4	70.6	71.4	73.1	75.4	75.8	76.1	76.1	77.1	76.7	77.9
17.5°	71.9	72.1	72.9	74.6	77.3	77.3	77.5	77.9	79.4	78.6	80.2
20°	74.2	74.4	75.2	77.1	79.6	79.4	79.8	80.2	82.1	81.3	83.0
22.5°	76.9	77.3	78.4	80.5	83.2	81.9	82.8	83.6	85.5	84.0	86.3
25°	80.7	81.3	82.3	84.7	87.6	86.1	87.0	87.6	89.7	87.6	89.9
27.5°	86.1	86.5	87.4	89.9	92.4	91.4	91.8	92.2	94.7	92.4	94.9
30°	92.6	93.2	94.1	96.4	98.9	97.2	98.1	98.5	100.6	98.3	100.4
32.5°	100.8	101.4	102.5	104.6	106.7	104.1	104.3	105.0	107.1	104.8	107.1
35°	110.4	110.8	112.3	114.8	116.3	112.3	112.5	112.5	115.2	112.1	114.6
37.5°	120.5	120.9	122.6	125.1	126.8	122.4	122.4	122.6	125.1	121.5	123.8
40°	131.0	132.2	134.1	136.6	137.9	132.8	133.3	133.1	136.0	131.8	134.1
42.5°	141.4	142.5	145.2	148.1	149.6	144.6	144.8	144.2	147.1	142.7	144.6
45°	150.4	151.3	154.6	158.8	161.1	155.9	155.9	155.9	158.8	153.4	155.7
47.5°	157.8	158.4	162.0	168.0	171.8	166.6	167.0	166.2	170.6	163.9	167.0
50°	163.0	163.2	167.8	174.7	181.2	176.4	177.1	177.5	181.7	175.8	178.5
52.5°	164.7	165.1	170.3	178.7	188.2	185.0	187.3	188.2	191.9	185.6	189.4
55°	158.8	159.9	167.8	180.2	193.0	191.9	194.7	196.3	201.1	195.9	199.9
57.5°	139.1	140.4	151.5	171.8	194.0	195.7	199.5	202.2	209.1	206.0	210.4
60°	111.1	112.1	123.4	147.9	180.8	191.1	199.7	207.4	214.6	215.2	220.8
62.5°	76.3	77.7	88.6	112.1	152.1	165.7	178.1	190.9	202.8	217.3	224.6
65°	37.3	38.1	47.4	70.0	111.7	129.1	143.5	161.5	172.7	193.4	205.3
67.5°	20.5	20.5	22.0	29.1	59.7	76.9	92.4	115.0	126.3	151.9	167.2
70°	17.2	17.2	16.8	17.8	22.6	26.8	34.8	47.8	63.5	89.3	103.1
71°	16.3	16.1	15.9	16.3	18.2	19.1	22.4	29.3	39.8	61.6	75.2
72.5°	15.3	14.9	14.2	14.5	15.5	15.5	16.1	17.2	21.2	28.9	38.8
75°	13.2	12.8	12.2	12.2	12.4	12.6	12.8	13.2	13.4	13.8	15.5
77.5°	10.9	10.5	9.8	9.8	9.6	9.8	10.3	10.5	10.1	10.9	11.1
80°	8.4	7.8	7.5	7.5	7.3	7.1	7.1	7.1	7.3	7.8	8.0
82.5°	5.2	4.8	5.0	4.8	4.6	4.6	4.6	4.6	4.8	4.8	5.2
85°	2.5	2.5	2.7	2.5	2.1	2.1	1.9	1.7	1.9	1.7	2.1
87.5°	0.0	0.0	0.0	0.0	0.0	0.0	0.0	0.0	0.0	0.0	0.2
90°	0.0	0.0	0.0	0.0	0.0	0.0	0.0	0.0	0.0	0.0	0.0



REPORT NUMBER: P228732

CATALOG NUMBER: ISS-AF-XXX-LED-E1-RW-7060-XXB

**CANDELA DISTRIBUTION (continued):**

	52.5°	55°	57.5°	60°	62.5°	65°	67.5°	70°	72.5°	75°	77.5°
0°	72.1	72.1	72.1	72.1	72.1	72.1	72.1	72.1	72.1	72.1	72.1
2.5°	71.7	72.1	71.9	72.1	71.7	72.1	71.4	72.1	71.9	72.1	71.7
5°	72.3	72.9	72.3	73.1	72.3	73.1	72.3	73.1	72.5	73.1	72.3
7.5°	72.9	74.2	73.3	74.4	73.3	74.6	73.3	74.6	73.8	74.8	73.3
10°	74.2	75.6	74.4	75.6	74.4	75.8	74.4	76.1	74.8	76.5	74.6
12.5°	75.2	76.9	75.6	77.3	75.4	77.7	75.8	78.4	76.3	78.8	76.3
15°	76.7	78.8	77.5	79.4	77.5	80.0	77.7	80.7	78.4	81.1	78.4
17.5°	78.8	81.1	79.4	81.7	79.6	82.3	79.8	83.0	80.7	83.4	80.7
20°	81.7	83.6	81.9	84.4	82.1	84.7	82.6	85.1	83.2	85.7	83.2
22.5°	85.1	86.7	85.5	87.0	84.9	87.0	84.9	87.0	85.5	87.6	85.5
25°	88.8	90.1	88.6	90.1	88.2	89.9	88.0	89.7	88.2	90.1	88.6
27.5°	93.9	94.5	92.8	94.1	91.8	93.5	91.4	93.0	91.6	93.2	92.2
30°	99.3	99.9	98.3	99.1	96.6	97.6	95.3	96.8	95.5	96.8	96.2
32.5°	105.4	106.2	104.3	104.8	102.7	102.9	101.0	101.6	100.6	101.0	100.8
35°	112.3	113.4	111.3	111.9	109.6	109.6	107.9	107.7	107.3	106.9	106.9
37.5°	121.1	121.5	119.9	119.9	117.1	117.1	115.0	115.0	114.2	113.4	112.9
40°	130.7	131.0	128.2	128.0	125.3	125.3	123.0	122.4	120.9	119.9	119.2
42.5°	141.0	140.8	136.8	137.2	133.3	133.5	130.5	129.9	128.4	127.2	125.9
45°	151.5	150.7	146.7	146.5	141.9	142.1	138.5	138.1	136.0	134.7	133.3
47.5°	162.2	161.8	157.4	156.3	151.5	151.3	146.7	146.7	144.6	143.3	141.9
50°	173.3	173.1	168.0	167.4	162.4	161.5	156.1	156.1	153.6	153.2	151.1
52.5°	185.4	184.6	179.1	178.9	174.1	173.5	167.6	167.2	163.4	163.2	160.9
55°	197.4	195.9	192.3	190.7	185.9	185.6	180.4	179.4	174.5	174.5	171.6
57.5°	208.3	207.0	204.1	202.6	198.0	197.4	191.7	191.7	187.5	187.3	184.2
60°	219.6	220.0	216.9	216.2	211.8	211.6	206.0	206.0	201.8	201.6	198.0
62.5°	229.2	233.4	232.2	232.6	228.8	228.2	222.5	222.1	217.3	216.7	213.7
65°	219.8	234.5	243.9	250.2	249.8	249.5	244.1	243.3	237.2	235.5	230.7
67.5°	184.6	203.7	220.8	239.7	253.5	264.0	267.2	265.9	260.7	255.8	250.0
70°	123.6	145.6	167.4	190.9	214.6	237.6	261.3	271.6	282.4	278.7	277.6
71°	94.1	116.7	138.5	163.2	188.4	213.9	243.1	255.2	277.2	277.0	282.7
72.5°	53.0	73.1	96.4	118.0	141.6	168.0	198.0	211.4	243.1	249.3	265.7
75°	17.0	23.3	30.8	48.6	63.3	87.4	109.6	123.0	143.9	154.4	177.3
77.5°	11.3	12.6	13.0	15.1	17.0	24.1	32.7	40.0	44.0	46.1	48.4
80°	8.2	8.8	9.2	10.3	10.5	11.7	11.7	13.0	12.8	13.6	13.0
82.5°	5.2	5.9	6.1	6.5	6.7	7.5	8.0	8.8	8.8	9.2	9.0
85°	2.5	2.9	2.9	3.4	3.4	4.0	4.0	4.6	4.6	5.2	5.0
87.5°	0.2	0.2	0.2	0.4	0.4	0.4	0.6	0.8	0.8	0.8	0.8
90°	0.0	0.0	0.0	0.0	0.0	0.0	0.0	0.0	0.0	0.0	0.0





REPORT NUMBER: P228732

CATALOG NUMBER: ISS-AF-XXX-LED-E1-RW-7060-XXB

**CANDELA DISTRIBUTION (continued):**

	80°	82.5°	85°	87.5°	90°
0°	72.1	72.1	72.1	72.1	72.1
2.5°	72.3	72.1	72.3	71.9	72.3
5°	73.3	72.5	73.5	72.5	73.5
7.5°	75.0	74.0	75.2	73.5	75.0
10°	76.5	75.0	76.7	75.0	76.5
12.5°	79.0	76.7	79.4	76.7	79.4
15°	81.5	78.8	82.1	79.2	81.9
17.5°	83.8	81.3	84.4	81.5	84.2
20°	85.9	83.6	86.3	83.4	86.3
22.5°	88.0	86.5	88.6	86.5	88.6
25°	90.7	89.7	91.1	89.7	91.1
27.5°	93.9	93.5	94.3	93.2	94.5
30°	97.4	97.6	97.9	97.6	98.1
32.5°	101.8	102.9	102.5	102.5	102.5
35°	107.9	109.8	108.5	109.0	108.7
37.5°	113.6	116.3	114.6	115.2	114.8
40°	119.9	121.7	121.3	121.3	120.9
42.5°	126.8	129.1	128.4	128.7	128.2
45°	134.3	136.4	135.6	135.4	135.6
47.5°	142.9	145.2	144.2	143.9	144.2
50°	151.9	154.6	153.8	153.4	153.8
52.5°	161.8	165.1	164.7	164.3	164.9
55°	173.3	176.4	176.0	176.4	176.6
57.5°	184.8	188.4	187.5	188.6	189.0
60°	199.3	201.4	201.6	201.8	202.0
62.5°	213.9	214.8	215.4	216.0	216.2
65°	230.9	231.1	231.5	230.9	231.5
67.5°	247.2	245.8	245.6	246.2	246.6
70°	272.6	272.6	270.5	273.4	270.9
71°	276.0	279.9	275.3	281.8	274.9
72.5°	259.6	266.9	261.7	267.6	260.7
75°	180.6	197.6	197.4	205.8	199.1
77.5°	50.1	46.9	50.1	43.2	41.3
80°	13.6	12.4	13.4	11.3	12.8
82.5°	9.0	7.8	7.5	6.1	6.5
85°	5.2	4.0	4.0	3.1	3.4
87.5°	0.8	0.2	0.8	0.4	0.6
90°	0.0	0.0	0.0	0.0	0.0

(END OF REPORT)